




FAIRTREE

Monthly Report

December 2023





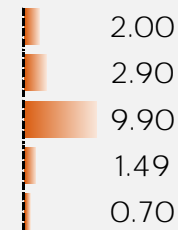
Index Activity

2023/12/31

LOCAL

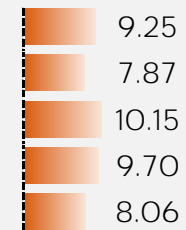
JSE All Share	<i>Local Equity Market</i>
SWIX	<i>Local Equity Market - Capped</i>
SAPY	<i>Property</i>
ALBI	<i>Bonds</i>
STEFI	<i>Cash</i>

MONTHLY



PERFORMANCE

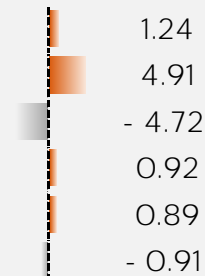
YTD



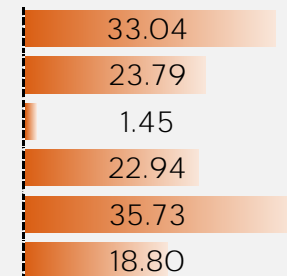
GLOBAL

MSCI World (ZAR)	<i>Equity Market</i>
MSCI World (\$)	<i>Equity Market</i>
Shanghai (ZAR)	<i>China Index</i>
FTSE 100 (ZAR)	<i>Top 100 on London Stock Exchange</i>
SP 500 (ZAR)	<i>Top 500 US Companies</i>
MSCI (EM - ZAR)	<i>BRICS Countries</i>

MONTHLY



YTD





Asset Class Returns

2023/12/31

BEST



WORST



1 MONTH

3 MONTHS

YTD

1 YEAR

3 YEARS

5 YEARS

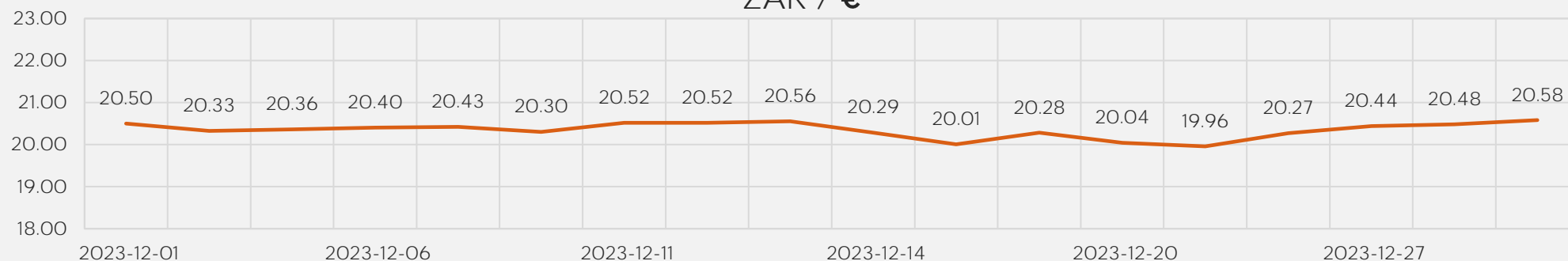
Property	9.92	Property	15.86	Financial	21.81	Financial	21.81	Financial	19.61	Resources	14.57
Financial	5.54	Financial	12.27	Industrial	16.62	Industrial	16.62	Property	14.62	Equities	11.89
Equities	2.00	Bonds	8.11	Property	10.70	Property	10.70	Equities	13.52	Industrial	11.61
Bonds	1.49	Equities	6.92	Bonds	9.70	Bonds	9.70	Industrial	12.41	Bonds	8.25
Industrial	0.71	Industrial	5.87	Equities	9.25	Equities	9.25	Resources	8.21	Financial	6.76
Cash	0.70	Resources	3.00	Cash	8.06	Cash	8.06	Bonds	7.43	Cash	5.94
Resources	-0.03	Cash	2.09	Resources	-11.84	Resources	-11.84	Cash	5.68	Property	-0.67



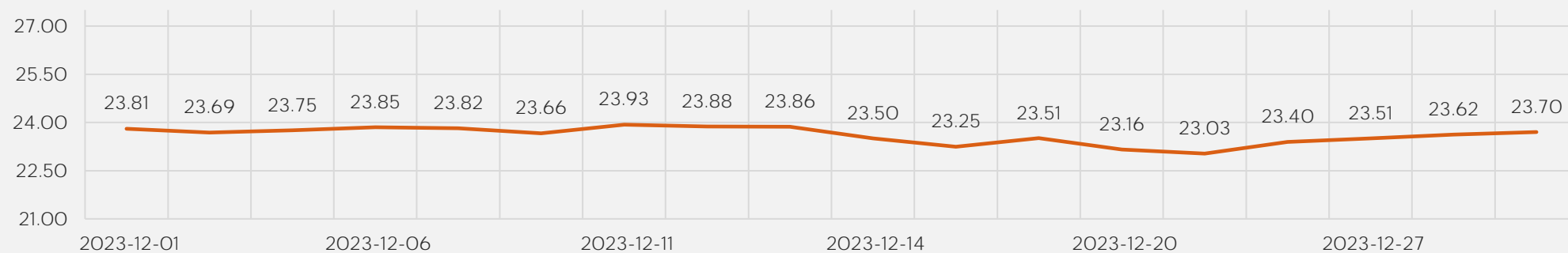
Currency Comparisons

2023/12/31

ZAR / €



ZAR / £



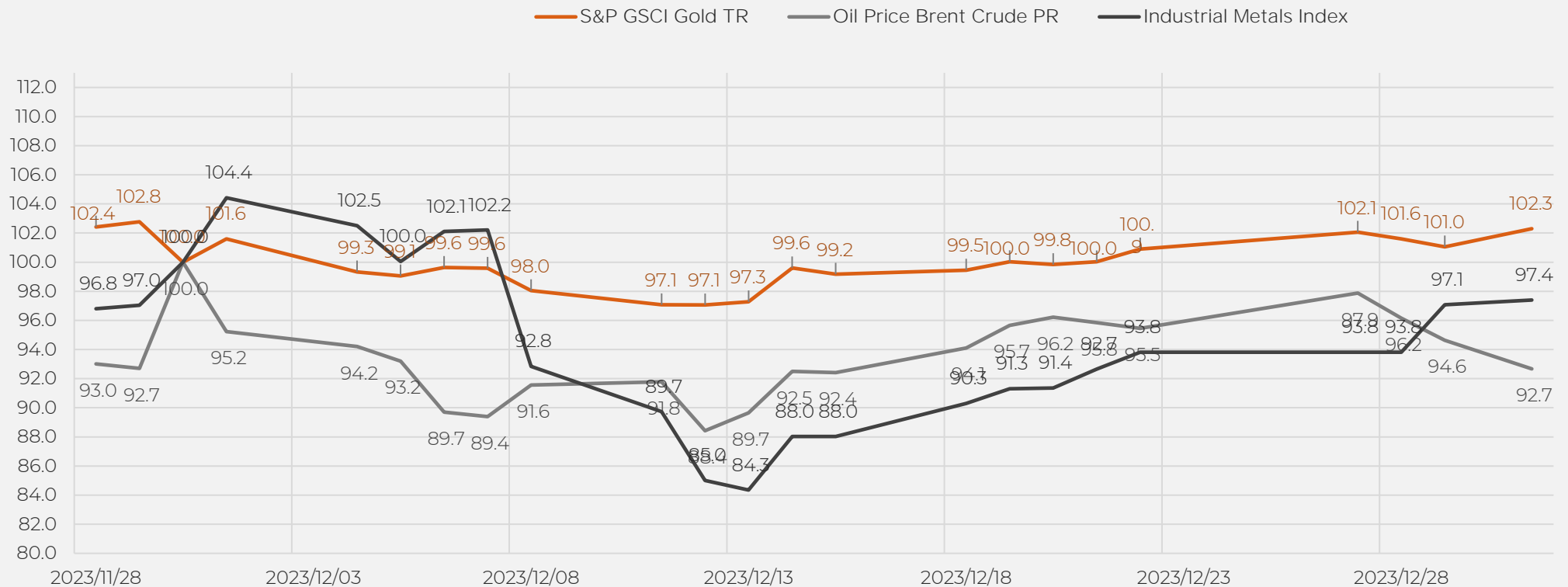
ZAR / \$





Commodity Tracker

2023/12/31



Commodities had a mixed month during the month of December. On the negative side, oil declined by 7% during the month. On the positive side, copper increased by 1%, iron ore by 5.2% and gold by 1.3%. Palladium and platinum also rose by 9% and 6.7% respectively.



What is going on across the globe

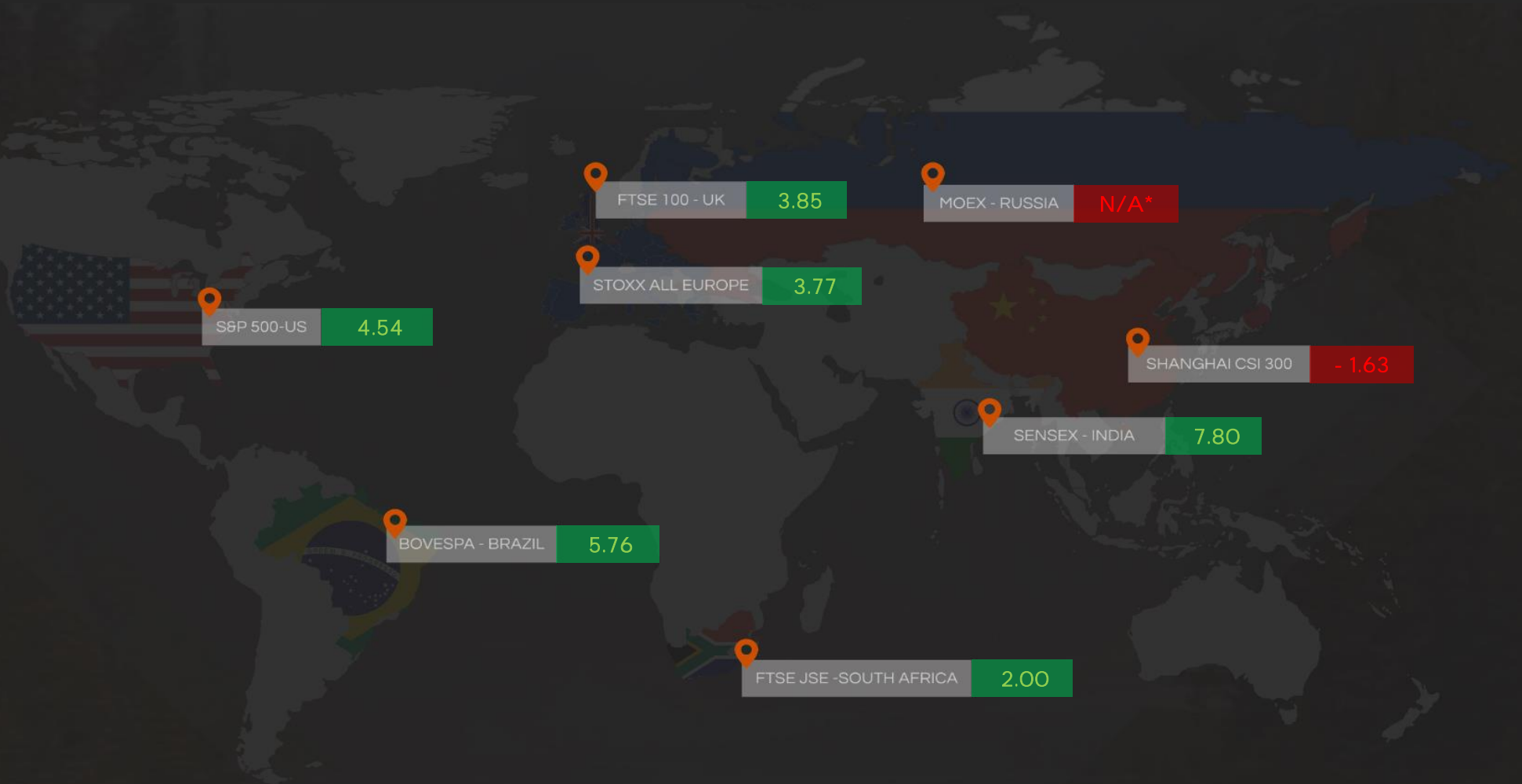
2023/12/31

SOUTH AFRICA

AMERICA

EUROPE

ASIA



*Due to the ongoing war, data for Russian markets is not available



What is going on across the globe

2023/12/31



SOUTH AFRICA

AMERICA

EUROPE

ASIA

Economic Climate

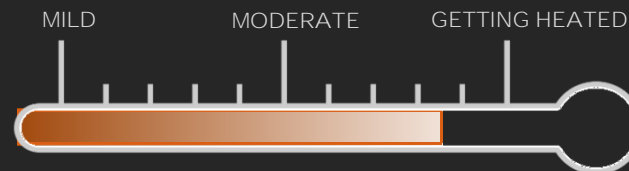


CHANCE RAIN



FOG/HAZEY

Political Temperature



News Headlines

Economic activity remained weak during December. Headline inflation continues to remain significantly high. Elections may play a significant role in 2024.



What is going on across the globe

2023/12/31



SOUTH AFRICA

AMERICA

EUROPE

ASIA

Economic Climate

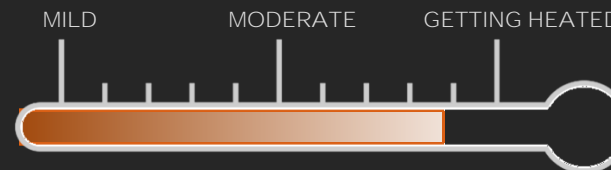


FOG/HAZEY



MOSTLY CLOUDY/PART SUN

Political Temperature



News Headlines

Markets are still expecting a mild recession in the US economy.

Economic growth in the US was revised down.

Falling inflation was one of the key drivers behind the lower bond yields.



What is going on across the globe

2023/12/31



SOUTH AFRICA

AMERICA

EUROPE

ASIA

Economic Climate

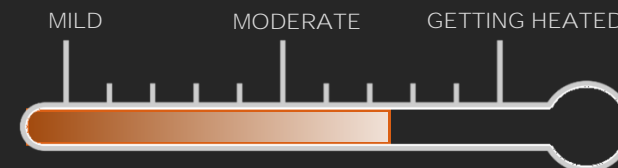


CHANCE RAIN



FOG/HAZEY

Political Temperature



News Headlines

European economy may already experience a mild recession.
Inflation also slowed down in the UK.
The ECB may start cutting interest rates.



What is going on across the globe

2023/12/31



SOUTH AFRICA

AMERICA

EUROPE

ASIA

Economic Climate

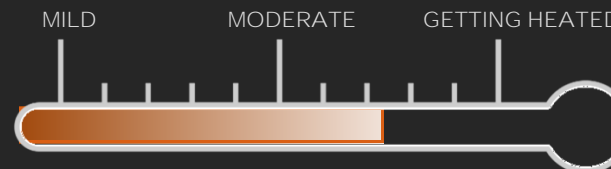


CHANCE RAIN



FOG/HAZEY

Political Temperature



News Headlines

Economic growth in China remains weak.

China has no alternative but to ease policies further.

Geopolitical risk remains a significant risk in the Middle East.



What is going on across the globe

2023/12/31

Geo-Economic Climate

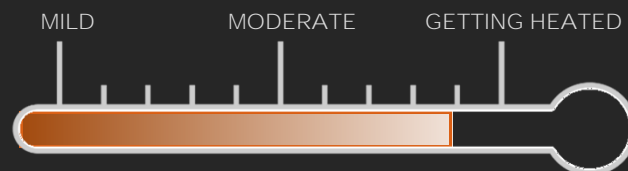


CHANCE RAIN



FOG/HAZEY

Geo -Political Temperature



Outlook

Tight financial conditions and slow growth will weigh on valuations, profit margins and earnings. US valuations and earnings estimates remains elevated. We prefer South Africa and emerging market equities with better valuations, less exposure to inflation risks and more exposure to a China recovery and the potential to cut rates. In terms of performance, global equities rose 4.9% while Emerging Markets rose 3.9%. Chinese equities were down -2.4% and South African equities were up 2.9%. Global government bonds rose 4.2% while South African government bonds were up 1.5%.



Fairtree Funds

2023/12/31

LONG ONLY

PORTFOLIOS

HEDGE FUNDS

COMBINATIONS

FUND NAME	1 MONTH	YTD	1 YEAR	3 YEARS	5 YEARS
Growth Funds					
Fairtree Equity Prescient A1	-0.76	4.05	4.05	12.16	15.09
Fairtree Select Equity Prescient A1	0.84	17.56	17.56	18.07	16.63
Fairtree Balanced Prescient A1	0.53	10.79	10.79	11.12	14.17
Multi - Managed Funds					
Fairtree Invest Strategic Fac Prscnt A1	3.26	13.67	13.67	12.00	-N/A
Fairtree Flex Balanced Prescient A1	2.44	14.31	14.31	10.62	8.52
Fairtree WW MultiStrat Flex Prescient A1	2.51	15.54	15.54	8.55	9.25
Global Funds					
Fairtree Glb RE Prescient Feeder Fd A1	8.77	21.94	21.94	9.90	8.74
Fairtree Global Emerging Mkts Prscnt A1	0.65	23.66	23.66	5.52	-N/A
Fairtree Global Equity Prescient A1	1.71	32.22	32.22	17.25	19.40
Income Funds					
Fairtree Flex Income Plus Prescient A1	1.00	12.95	12.95	8.53	8.28
Fairtree ALBI Plus Prescient A1	1.81	12.78	12.78	7.73	8.41
Fairtree Money Market Prescient A1	0.71	8.04	8.04	5.62	-N/A



Fairtree Funds

2023/12/31

LONG ONLY

PORTFOLIOS

HEDGE FUNDS

COMBINATIONS

FUND NAME	1 MONTH	YTD	1 YEAR	3 YEARS	5 YEARS
Pre - Retirement Portfolios					
Fairtree Stable House View	1.75	14.74	14.74	9.07	9.58
Fairtree Moderate House View	1.47	13.64	13.64	9.48	10.29
Fairtree Balanced House View	1.45	16.80	16.80	12.65	12.90
Post - Retirement Illustration					
Fairtree Post - Retirement Illustration	1.56	17.76	17.76	12.80	12.90



Fairtree Funds

2023/11/30

LONG ONLY

PORTFOLIOS

HEDGE FUNDS

COMBINATIONS

FUND NAME	1 MONTH	YTD	1 YEAR	3 YEARS	5 YEARS
SNN Qualified Hedge Fund					
Fairtree Assegai Equity Long Short	9.25	17.37	16.02	24.49	27.66
Fairtree Wild Fig Mul Strategy	13.58	27.39	25.98	27.18	25.79
Fairtree Woodland Mul Strategy	7.22	17.53	15.88	13.51	15.84
Fairtree WW Mutli-Strategy Flexible QIHF	10.43	16.84	16.06	14.95	18.44
Retail Hedge Fund					
Fairtree Fixed Income SNN	12.85	10.16	11.23	7.99	6.81
Fairtree Proton RCIS	1.30	11.99	14.88	6.44	7.58
Fairtree WW Mutli-Strategy Flexible RIHF	9.40	12.73	12.26	10.98	16.66
Portfolios					
Fairtree Growth Hedge Fund of Funds	10.24	22.39	21.90	22.36	22.76



Fairtree Funds

2023/11/30

LONG ONLY

PORTFOLIOS

HEDGE FUNDS

COMBINATIONS

We are one of the first in South Africa to blend traditional asset classes together with alternative asset classes inside a single portfolio. These portfolios give our investors an additional level of diversification, as well as greater long-term investment growth.

FUND NAME	1 MONTH	YTD	1 YEAR	3 YEARS	5 YEARS
Pre - Retirement Portfolios					
Fairtree Stable Houseview (10% HF)	6.42	13.20	14.02	9.80	10.12
Fairtree Moderate Houseview (10% HF)	7.62	12.66	12.96	10.64	10.98
Fairtree Balanced Houseview (10% HF)	8.26	15.59	15.16	13.81	13.63
Post - Retirement Portfolios					
Fairtree Post-Retirement Illustration (15% HF)	5.19	12.45	14.69	10.36	10.67



Market Commentary

2023/12/31

SOUTH AFRICA

Economic activity remained weak in South Africa during the month of December. Consumers are feeling the pressure of higher interest rates and are pulling back on credit extension and consumption. Headline inflation continues to remain significantly high, and the rand remains volatile. South African markets had positive returns during the previous quarter, mainly due to a decrease in energy blackouts, that supported the economy. The South African elections will play a relevant role in 2024, but the uncertainty thereof is putting pressure on investor confidence.

AMERICA

Markets are still expecting a mild recession in the US economy, which may force the Federal Reserve to cut interest rates. Falling inflation was one of the key drivers behind the lower bond yields. The “soft landing” view has gained some ground as economic data remained strong during the month of December. Economic growth in the US was revised down for the third quarter of 2023 to an annualised rate of 4.9% from 5.2%. During the fourth quarter, top performing sectors included information technology, real estate and consumer discretionary.

EUROPE

European economy is already experiencing a mild recession. European inflation and economic data continued to decrease during the month of December. Higher interest rates had an impact on the eurozone economy as eurozone GDP decreased by 0.15 quarter on quarter in Q3. Markets are expecting the European Central Bank (ECB) to start cutting interest rates during the first half of 2024. In the UK, inflation also slowed down during the same period, indicating that the Bank of England (BoE) may be at the end of their interest rate hiking cycle.

ASIA

The economic growth outlook in China remained weak towards the end of the year. This is mainly due to the absence of meaningful policy easing. Some policy support has been announced targeting several credit, fiscal and property measures, but have not had any significant impact on consumer and business confidence yet. China has no alternative but to ease policies further but may only happen when global growth slowed down. Geopolitical risk remains a significant risk in the Middle East, and later in 2024 the US election results will be a key determined of the relationship between China and the USA.